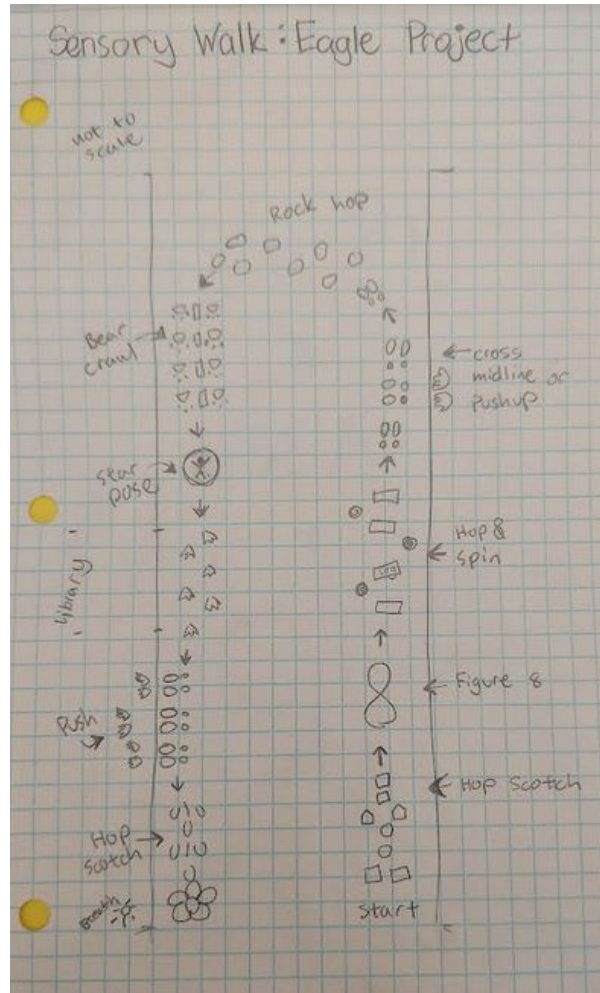


Sensory Walk Eagle Project Pictures - Harrington School, Chelmsford, MA


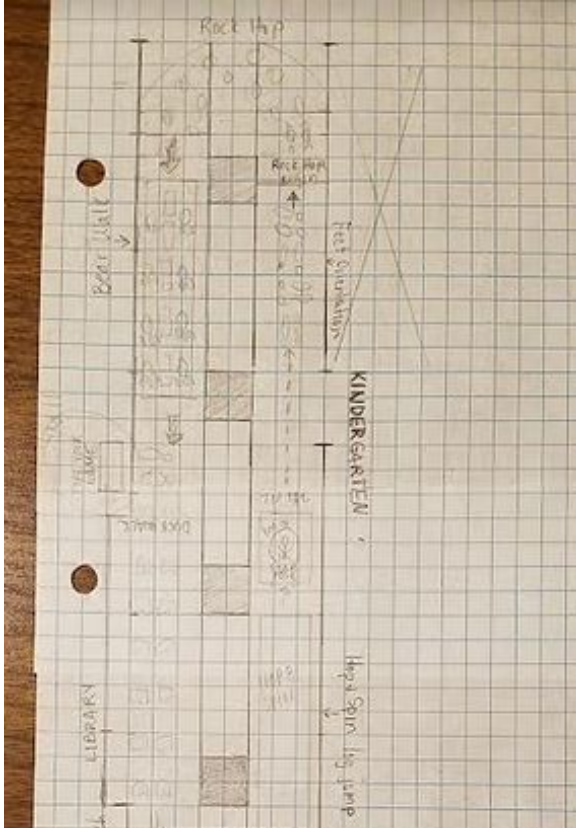
By Sarah O'Meara
BSA Scouts, Troop 919

Sensory Walk

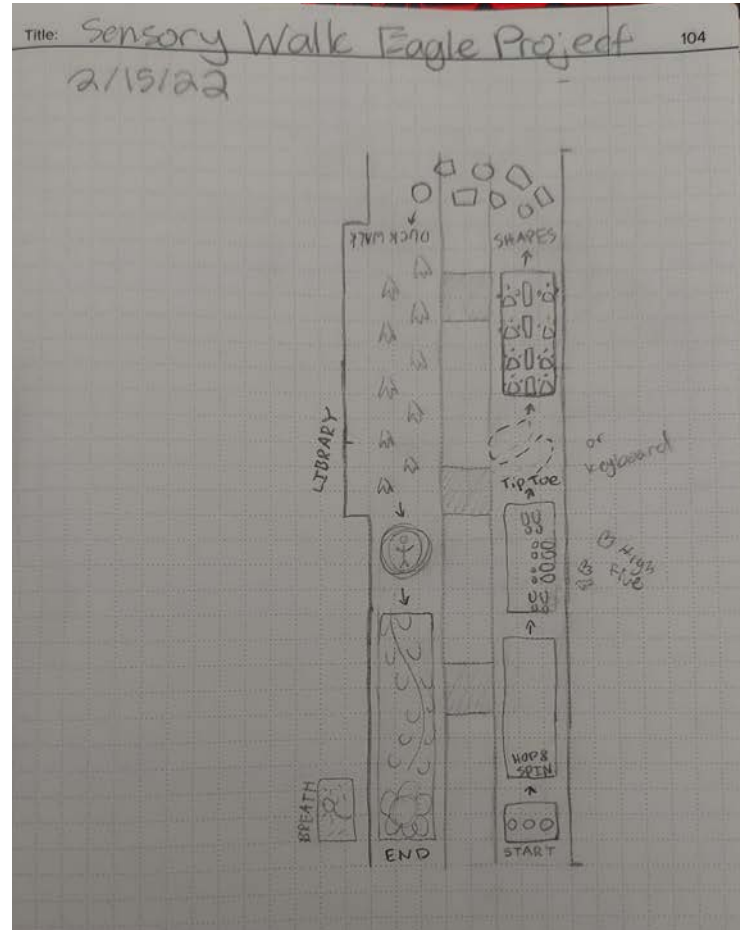
Sketch #1 - General Ideas After Site Visit



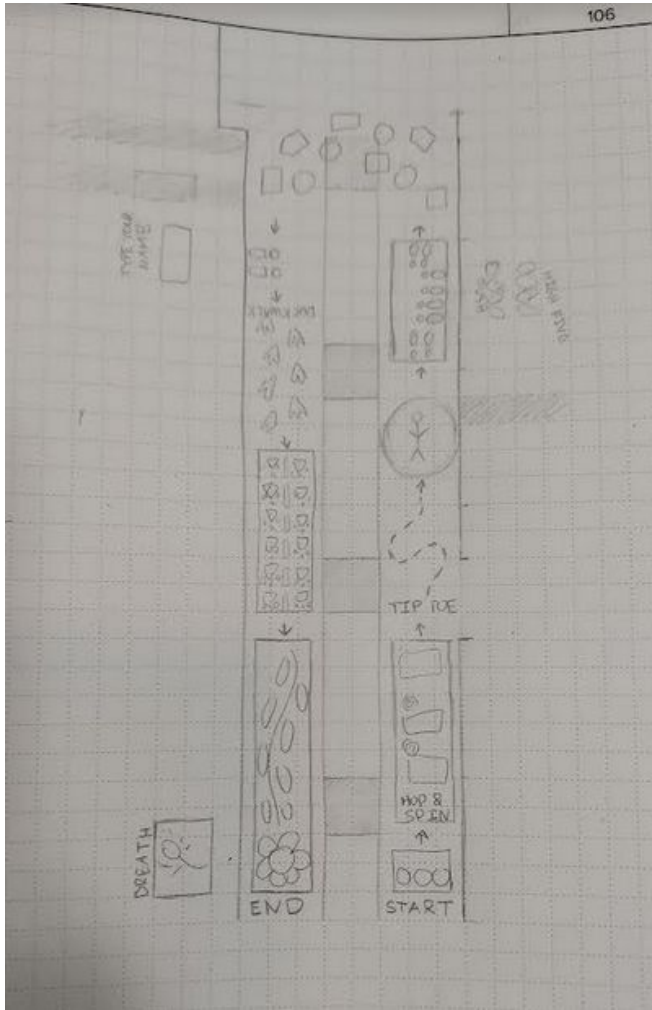
Sensory Walk Sketch #2 - 59' Design to scale



Sensory Walk Sketch #3 - 30' Between Classrooms




Sensory Walk Sketch #4 - 30' Start at Corner FINAL SKETCH



Free Samples Arrived - Very durable and thick for industrial and factory use. Decided not to go with them. Free Samples from Fit and Fun Company were added to our box of decals



Decal orders arrived
and organized in
this large box



Received a Nice Letter from Vender

TO: SARAH O'HEARA, EAGLE SCOUT CANDIDATE



1 FEB 2022

HEY THERE SARAH!

CONGRATULATIONS, YOU'RE ALMOST AT THE FINISCH OF YOUR SCOUTING CAREER. ACHIEVING THE RANK OF EAGLE IS TRULY A MOMENTOUS EVENT AND YOU ARE ALMOST THERE. ALL OF THE TEAM HERE AT FIT & FUN ARE HAPPY THAT YOU HAVE CHOSEN US TO BE A PART OF YOUR EAGLE PROJECT. WE KNOW HOW IMPORTANT AND MEANINGFUL YOUR PROJECT WILL BE FOR YOUR COMMUNITY AND WE THINK YOU ARE ALLOWING US TO BE A TINY PART OF IT.

AS A PARENT OF TWO EAGLE SCOUTS, I AND THE OWNER OF FIT AND FUN PLAYSCAPES UNDERSTAND WHAT ACHIEVING THE RANK OF EAGLE MEANS TO YOU. YOU'RE ALMOST THERE! PLEASE KNOW WE'RE HERE FOR YOU IF YOU HAVE ANY QUESTIONS OR NEED A LITTLE HELP. WE'RE ROOTING FOR YOU!

• REMEMBER, ONCE AN EAGLE, ALWAYS AN EAGLE •

ON BEHALF OF THE ENTIRE FIT AND FUN TEAM - GOOD LUCK AND BEST SUCCESS IN YOUR PURSUIT.

YOURS IN SCOUTING,

Jay

ASST. SCOUTMASTER T437 GERRISON, NY
-RET. CUBMASTER P137 COLD SPRING, NY

Please read all instructions prior to painting.
Use the QR code or visit:
<https://go.fitandfunplayscapes.com/application-instructions>

Questions?
800-681-0684
info@fitandfunllc.com

Sensory Walk Dry Run - In Family Room



Sign Up Genius + Sign In Sheet


Date (mm/dd/yyyy EST)	Available Slot		Calendar View
02/24/2022 (Thu. 11:00am - 4:00pm)	Adults (6)	2 of 6 slots filled JK Jan Kohnstam BM Bob Mayotte Bob Mayotte Sign Up	
	Scouts (6)	All slots filled BM Bob Mayotte Roze Mayotte NL Nicolas Lokuta (2) Nic and Jake Lokuta, we need to leave around 3:00 PY Pranav Yellanki LS Lochlainn Stevenson Lochlainn will need to leave around 2:40 pm (dentist appt) AW Ander Wildman	
02/25/2022 (Fri. 11:00am - 4:00pm)	Adults (6)	3 of 6 slots filled GP Griffin Parker BM Bob Mayotte Bob Mayotte JM Julie Musante Sign Up	
	Scouts (6)	2 of 6 slots filled BM Bob Mayotte Roze Mayotte ZM Zoe M Sign Up	

Sarah's Eagle Project - sensory walk		
SIGN-IN		
2/24/22		
NAME	Time	OUT
Roze M	10:53	12:23
Ander W	11:00	2:31
Lochlainn S	11:00	2:31
Nic Lokuta	11:11	2:31
Jake Lokuta	11:11	2:31
Pranav Yellanki	11:18	2:31
Mrs Kohnstam	12:30	3:15
Ander W	2:32	2:31


Work Day Photos - Signage Outside Harrington Elementary School



Before - Where The Sensory Walk Will Start



Before - Library View Where The Walk will turn



Before - View of Clean, Unwaxed Floor




Before - At The Start



Work Day Photos - Pre-Workday Setup


Tasks

- Unboxed Decals for Initial Layout
- Separating Decals
- Taping up the Station Images
- Blocking out Stations
- Roughly layout decals in each station area




Work Day Photos

Initial Layout



Work Day Photos

Initial Layout




Work Day Photos Initial Layout




Work Day Photos - Initial Layout



Work Day Photos - Instructional Video and Project Explanation each time help arrived.



Work Day Photos - Instructional Video and Project Explanation each time help arrived.



Work Day Photos

- 6 scouts & 3 adults

Tasks:

- 1) Wipe floor area with isopropyl alcohol with shop rag and let dry
- 2) Measure decal placement within the white 3' floor section. Decal grouping must fit within blocked out section.
- 3) Tape decal to floor.
- 4) Gain approval from me(Sarah) before applying decal to floor




Work Day Photos

- Scout help from Troop 195 & my Troop 919, Westford



Work Day Photos




Work Day Photos

I'm assigning helper tasks, approving final decal placements, and teaching how to apply decals.



Work Day Photos



Work Day Photos

Post-Workday


Assigned Family/Adults to Paint
Detailed Pictures with Stencils

Approaching Snow Storm
cancelled my only other
Beneficiary allowed workday.
Decided to call for more help,
hasten work speed, and
complete the project by 8pm.





Work Day Photos

Texted my brothers to see the project and assist with the final cleanup. :)




Finished Product



Finished Product




Finished Product



Finished Product



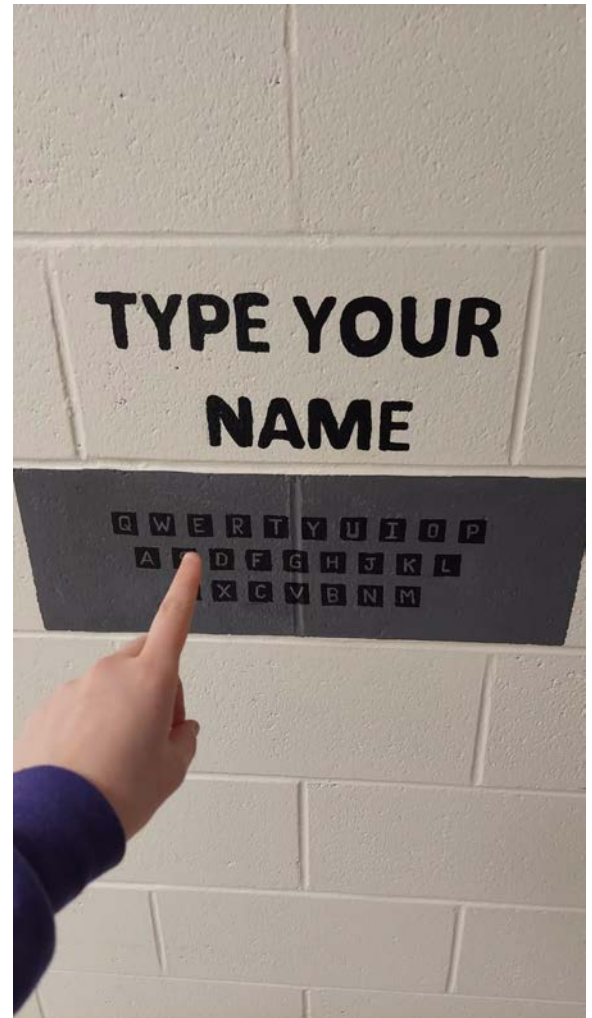
Finished Product



Finished Product




Finished Product



Finished Product



Finished Product



Thank You!

